



DOI:

10.22301/IJHMCR.2528-3189.91

Article can be accessed online on:
<http://www.ijhmcr.com>

REVIEW ARTICLE

**INTERNATIONAL JOURNAL
OF HEALTH MEDICINE AND
CURRENT RESEARCH**

**LAPAROSCOPIC OVARIAN DRILLING (LOD) AS AN ALTERNATIVE MEDICAL
THERAPY IN PATIENTS WITH POLYCYSTIC OVARY SYNDROME ETNIC
MELANISIA AT JAYAPURA-PAPUA INDONESIA**

Suhartono H¹, Patay A¹, Wijaya R.L¹, Santoso H², Sutopo M²

¹Div. FER Dept. Obstetric and Gynaecology Cenderawasih Univ., Med, School / RSUD Jayapura
²Dept. Obstetric and Gynaecology Indonesia Univ., Med, School / RSCM Jakarta

ARTICLE INFO

Article History:

Received 30th June, 2016
Received in revised form
30th July, 2016
Accepted 20th August, 2016
Published online 30th September,
2016

Key words:

Infertility-PCOS-"Ovarian Drilling".

***Correspondence to Author:**

Suhartono H

Div. FER Dept. Obstetric and
Gynaecology Cenderawasih Univ.,
Med, School / RSUD Jayapura Dept.
Obstetric and Gynaecology
Indonesia Univ., Med, School /
RSCM Jakarta, Indonesia.

E-mail:

hermanusuhartono@yahoo.co.id

ABSTRACT

Surgery in patients with polycystic ovary syndrome are "Laparoscopic Ovarian Drilling". The Indicated, that has been conducted in patients with infertility due to PCOS who do not respond to stimulation hormonal. Result satisfactory improve ovulatory cycle after action operation. If lower pregnancy rates after surgery gonadotropin hormone can be given with low-dose protocol.

Copyright © 2016, Suhartono H. this is an open access article distributed under the creative commons attribution License, which permits unrestricted use, distribution, and reproduction in any medium, provided the original work is properly cited.

Citation: Suhartono H¹, Patay A¹, Wijaya R.L¹, Santoso H², Sutopo M², 2016
"Laparoscopic Ovarian Drilling (Lod) As An Alternative Medical Therapy In Patients With Polycystic Ovary Syndrome Etnic Melanisia At Jayapura-Papua Indonesia", *International Journal of Health Medicine and Current Research*, 1, (01), 91-100.

INTRODUCTION

Polycystic ovary syndrome (PCOS) is an endocrine disorder characterized by hyperandrogenaemia , anovulatoar , hirsutism and prevalence of infertility in the population between 5-10 % (1) . According to Qin (2) , of 121 PCOS subjects population of 128 subjects with genotype - 71G variant , then distribution by ethnicity was 48.8 % Caucasian , 39.7 % African - American , 7.4 % Asian , 3.3 % Hispanic , 0.8 % from other ethnicities , while the control group 55.4 % Caucasian , 38.8 % African - American , 5.84 Asian , 3.3 % Hispanic and 2.5 % of the others . Zawadzki (3) introduce criteria established by the National Institutes of Health (NIH) / NICHD meeting made during 1990. Rotterdam consensus (4.5) last year 2003 antara ESHRE (European Society for Human Reproduction and Embryology) and ASRM (American Society for Reproductive

Medicine) which stipulates that a diagnosis of PCOS should meet at least two of the following three criteria : (1) clinical signs and / or of biochemical hyperandrogenism , (2) Oligo and no ovulation , and (3) a description of PCO. Damage other endokrinopati issued (eg virilizing tumors , congenital adrenal hyperplasia nonclassical , hyperprolactinemia and Cushing syndrome) .

Criteria of the American Society for Reproductive Medicine (ASRM) in 2006 which included all of the above criteria coupled with (6.7), (1) hiperandrogen (hirsutisme and or hiperandrogenemia), (2) ovarian dysfunction (oligo-anovulation and polycystic ovaries or the morphology) and (3) events associated with androgen excess removed. Several

heories were proposed to explain the pathogenesis of PCOS (8.9):

- Damage in insulin action and secretion that cause hyperinsulinaemia and insulin resistance.
- Damage caused neuorendocrin primary frequency and amplitude of LH pulses were strong.
- Damage resulting androgen synthesis increased androgen production.
- Changes in cortisol metabolism which can result in increased androgen production.

These factors are respectively the starting point for our understanding of metabolic circuits-pituitary-ovary (ovarian-pituitary-metabolic circuitry) are closely related.

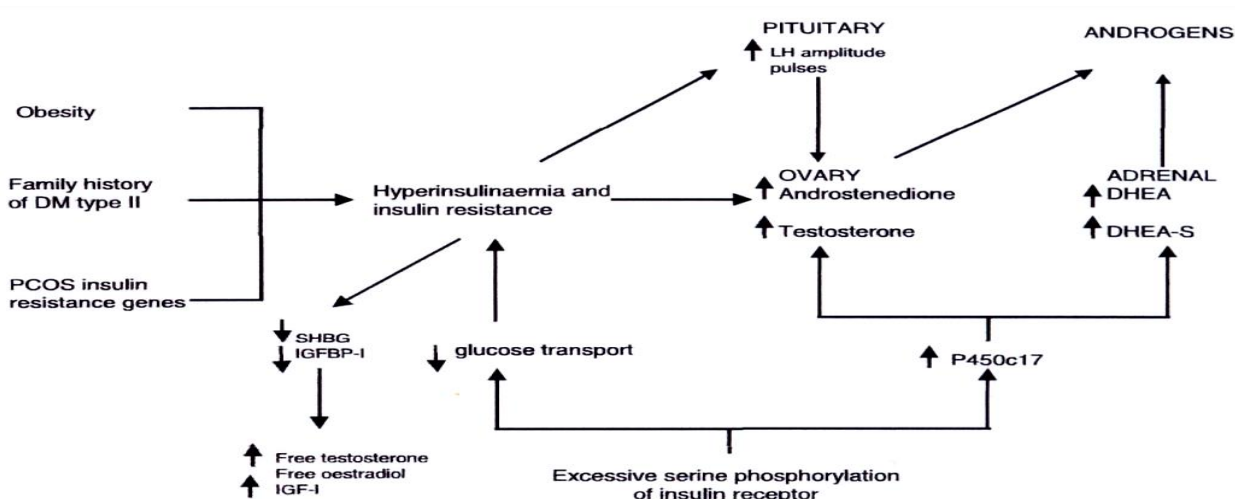


Figure 1. The role of androgen in the PCO, (10)

At first , the reaction cross- insulin with IGF -I receptor - a structure similar to insulin receptors - on the ovarian theca cells was proposed as a possible mechanism of hyperandrogenism - insulin -mediated . Light of the actions that have been known of IGF - 1 in augmenting the theca androgen response to LH (11) , IGF - 1 receptor activation by insulin can lead to increased androgen production in theca cells . However , insulin has been shown to bind to the IGF - 1 affinity 50-500 times much lower than the affinity of IGF - 1 . The influence of insulin with IGF receptor type- 1 therefore an important consideration in high insulin concentrations . The existence of hybrid and atypical insulin / IGF - 1 - which consists of a receptor - has also beenβ and αcombination of sub -

units of both described . These receptors can bind to insulin and IGF - 1 with the same affinity . Interestingly , Franks (12) , using anti - insulin receptor antibody and antibody anti - IGF receptor type I , not only shows that the effect of insulin on steroidogenesis of human granulosa cells in vitro must be mediated through its receptor , but also issued a hybrid insulin receptor / IGF type IGF - I or type - 1 receptor as a receptor -mediated action of insulin that may be .

There are two other important insulin action helped cause of hyperandrogenism in PCOS cases : (1) barriers between serum hepatic synthesis of sex hormone - binding globulin (SHBG) , which allows the androgen and estrogen -free , (2) obstacles hepatic production of IGFBP - 1 , which allow increased circulating levels of IGF - 1 and greater local activity LH levels are believed

to increase due in part to the increasing sensitivity of under-stimulation of the brain (pituitary) to GnRH, which materialized due to an increase in LH pulse amplitude and frequency, but especially the amplitude (high LH and low to normal FSH) may also be caused by increased frequency pulses of GnRH secretion, which is associated with a reduction in hypothalamic opioid hurdle because there is no progesterone old. This increased activity may occur in the hypothalamic and pituitary. This is consistent with the diurnal pattern of LH secretion abnormalities have been reported in children teenage girl living with PCOS which focuses on the patterns of pulsatile LH secretion as an indicator of changing hypothalamic secretion of GnRH. Although pulsatile GnRH stimulus is required to maintain the

synthesis and secretion of gonadotropins, it is believed that the frequency and amplitude of GnRH pulses determine gonadotrophin subunit gene expression and secretion of LH and FSH in the pituitary. So, in the ovulation cycle, increased frequency of GnRH during the follicular phase synthesis of LH support before the LH surge, while the next ovulation, luteal steroid clear slowing of GnRH pulses favor FSH synthesis. In PCOS, LH pulse / continuous rapid GnRH and LH synthesis support, hiperandrogenaemia, and poor follicular maturation. Administration of progesterone in women living with PCOS anovulatif can slow down the secretion of GnRH pulses, supporting FSH secretion and cause follicular maturation.

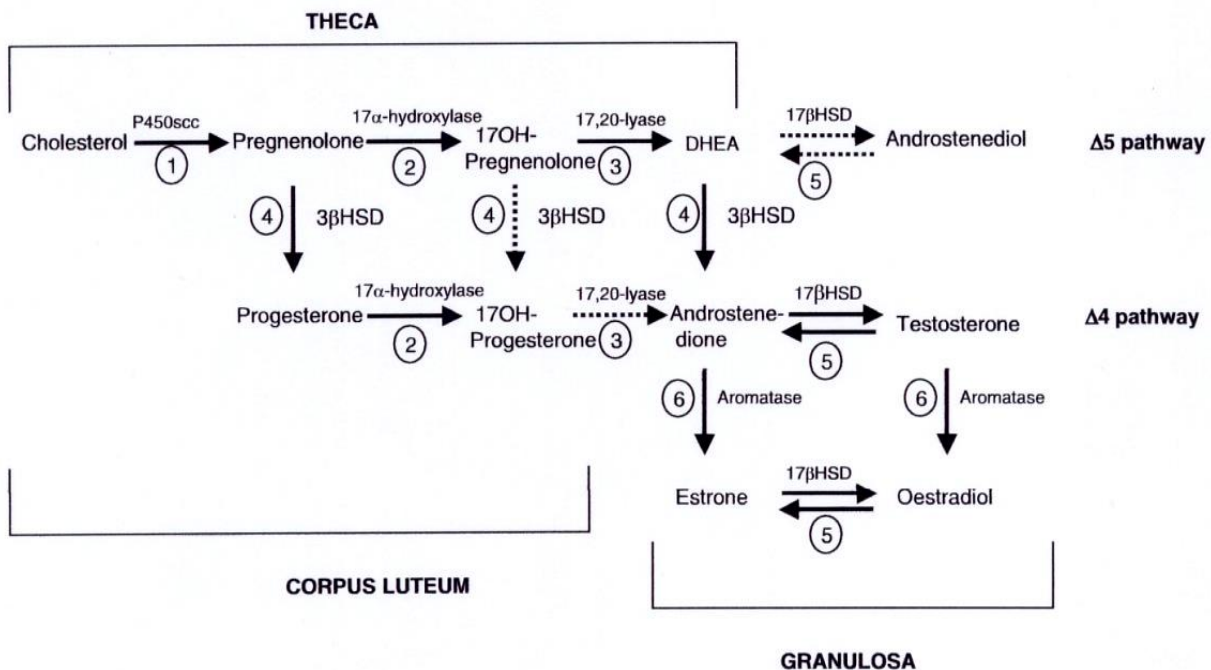


Figure 2. Ovarian steroid biosynthesis, (10)

These data indicate that the increase in plasma LH and pulsatile secretion of GnRH / LH in PCOS is not only a consequence of low progesterone levels caused by anovulation, but reflect insensitivity is the cause of the hypothalamic GnRH pulse obstacles estrogen / progesteron. Meskipun many hypotheses proposed LH hypersecretion dihipofisa to etiology, none of which explain the neuroendocrine abnormalities that lead to excessive LH pulse frequency. On the other hand, it is also clear that increasing concentrations of LH is not always due to dysregulation of the ovary (13,14,15,16).

In fact, LH hypersecretion occurs only in about one-third of women with PCOS, especially in non-obese patients. In future studies, not only found that serum LH concentrations much higher after ovulation induction with GnRH in this group of patients compared with patients with normal ovarian hypogonadism in ultrasonography, but also found that this difference existed before the changes oestradiol levels were observed. This suggests that the primary lesion in the ovary in PCOS, with hypersecretion of LH in the pituitary that is secondary to feedback tagging variants

terganggu. The researchers propose an alternative model of PCOS as a form hiperandrogenisme gonadotropin - dependent ovarian where the primary abnormality is the increased concentration of androgen intraovarium . Changing mechanism 5α -R and / or 11β HSD activity in women with PCOS is still not known with certainty. Although more than half of women with SOPKmemiliki overweight, and even obesity can cause abnormalities of cortisol metabolism, this mechanism can not fully explain the abnormal activity of 5α -R and 11β HSD in

PCOS. Increase 5α -R activity in PCOS subjects, compared with the control group the same weight. Similarly, changes in the SOP 11β HSD activity was also confirmed in PCOS subjects bodied lean. The increased endogenous 11β HSD1 inhibitor production, as measured in urine, as a mechanism of abnormal cortisol metabolism in other SOPK.Mekanisme proposed is that the high levels of estrogen in PCOS, particularly in the form of oestrone, can inhibit the activity of 11β HSD1 in the liver. (17.18,19,20).

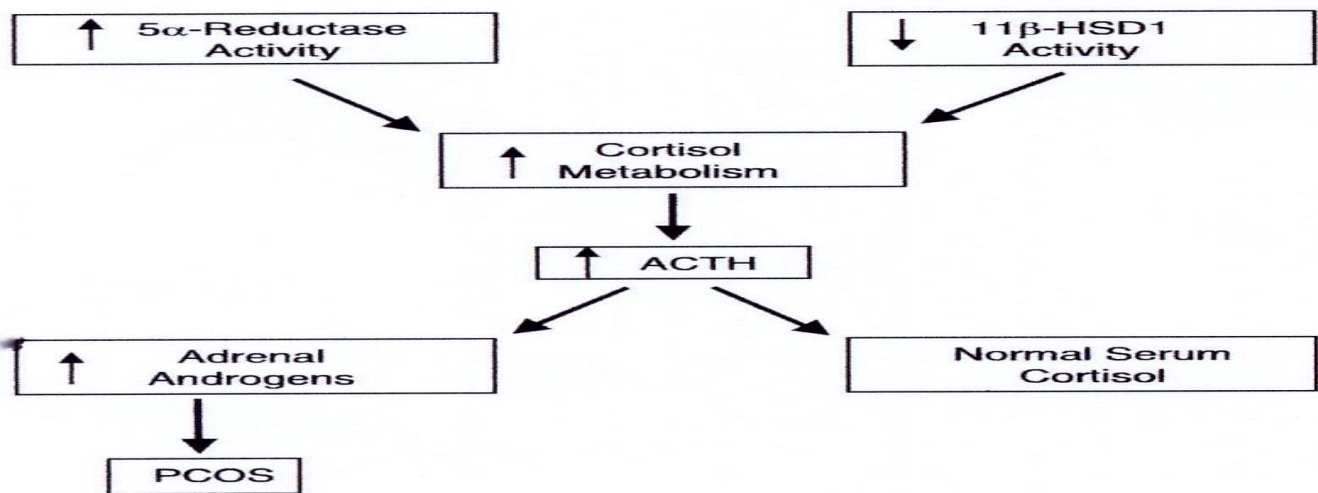


Figure 3. Enhancement cortisol as a peripheral mechanism in the development of PCOS. (10)

The concept of therapy in patients with polycystic ovary syndrome are doing repairs hiperinsulinemia , ovarian stimulation or pengobtan hiperandrogenemia to provide oral contraceptives containing gestagen antiandrogens . Giving metforfin , operative measures may provide improvements spontaneous ovarian cycles . The first invasive procedure in the treatment of polycystic ovary syndrome with wedge resection ovarium.Tehnik do this a lot to do at first , but after the second surgery adhesions found so much going on this operating technique is not used after laparoscopic surgery was introduced .

Technique " Laparoscopic Ovarian Drilling " Laparoscopic action to perform " ovarian drilling " technique replaces ovarian resection was first performed by Gjonnaess in 1984.Tehnik this operation does not regulate the number of holes on the surface of the ovary . Several studies conducted have variations from one hole to forty holes on each surface of the ovary , as well as differences in the instruments used , such as monopolar

diathermy , bipolar electrocautery , and incision are simple variations of the laser system . Such as CO2 , argon or Nd : YAG .

Table 1. Technique Differences

Author	Study design	No. of patients	Ovulation rate	Pregnancy rate spontaneous	Live birth rate	No. of holes	Technique
Gjonnæss (21)	Prospective uncontrolled	62	92%	69%	n.a.	3-8	Unipolar electrocautery, 200-300 W
Abdel Gadir	Randomised	29	71.4 %	34.5 %	27.5 %		Unipolar electroca

Author	Study design	No. of patients	Ovulation rate	Pregnancy rate spontaneous	Live birth rate	No. of holes	Technique	Author	Study design	No. of patients	Ovulation rate	Pregnancy rate spontaneous	Live birth rate	No. of holes	Technique
et al. ⁽²²⁾	d LOD versus HMG versus FSH						utery	⁽²⁹⁾	d Prospective uncontrolled						
Keckstein et al. ⁽²³⁾	Prospective uncontrolled	19 CO ₂ laser	71.4 %	36.8 %	n.a.	10–30	CO ₂ : 20–30 W continuous mode Nd:YAG : 45– 70 W defocussed laser beam	Naether et al. ⁽³⁰⁾	Prospective uncontrolled	133	55%	43%	34.5 %	5–20	Unipolar electrocautery 400 W/s
Armar et al. ⁽²⁴⁾	Prospective uncontrolled	21	80.9 %	52.3 %	38.1 %	4–8	Unipolar diathermy	Balen and Jacobs ⁽³¹⁾	Randomised controlled	4 unilateral 6 bilateral	75% 33%	0	0	4	Unipolar diathermy 40 W
Kovacs et al. ⁽²⁵⁾	Prospective uncontrolled	10	70%	30%	20%	10	Unipolar electrocautery	Heyle et al. ⁽³²⁾	Prospective two-laser techniques	22 vaporisation 22 perforation	82% 77.3 %	55% (total incl. clomiphene)	47.2 % incl. clomiphene	15–40	Argon, continuous 8– 12 W
Gürgan et al. ⁽²⁶⁾	Prospective uncontrolled	7 electrocautery 10 Nd:YAG G	71%	57%	n.a.	20–30	Unipolar electrocautery 70 W	Liguori et al. ⁽³³⁾	Prospective uncontrolled	97	90%	81%	n.d.	5–20	Unipolar electrocautery 4 mA
Gürgan et al. ⁽²⁷⁾	Prospective uncontrolled	40	70%	50%	45%	20–25	Nd:YAG laser 50 W	Lazovic et al. ⁽³⁴⁾	Randomised crossover	28 LOD 28 low-dose FSH	75% 60%	29%	–	n.a.	Unipolar diathermy and CO ₂ laser
Armar and Lachelin ⁽²⁸⁾	Prospective uncontrolled	50	86%	66%	n.a. after LOD only	4	Unipolar diathermy	Vegetti ⁽³⁵⁾	Prospective randomised	16 LOD 13 low-dose FSH	81.2 % 84%	25% 38%	12.5 % 30.7 %	20	Electroc auterisation
Greenblatt und Casper	Prospective uncontrolled	8	100 %	87.5 %	62.5 %	8–10	Unipolar cautery	Muensnerman and	Prospective randomised	10 LOD	70%	50%	36%	10–30	CO ₂ laser 10 ⁵ W/c

Author	Study design	No. of patients	Ovulation rate	Pregnancy rate spontaneous	Live birth rate	No. of holes	Technique	Author	Study design	No. of patients	Ovulation rate	Pregnancy rate spontaneous	Live birth rate	No. of holes	Technique
Kleinstein ⁽³⁶⁾	mised	8					m ²	al. ⁽⁴²⁾	randomised	19					electrocautery
		GnRH-a followed by FSH	67%	63%	29%					patients 3 cycles HMG/FSH	81% per cycle				
Felemban et al. ⁽³⁷⁾	Retrospective	112	73.2%	72% (cumulative probability after 24 months)	-	10-15	Unipolar electrocautery 40 W	Takeuchi et al. ⁽⁴³⁾	Prospective randomised	17	94%	77%	n.a.	n.a.	Harmonic scalpel laser
										Nd:YAG	94%	60%			Neodyn YAG laser
Zullo et al. ⁽³⁸⁾	Randomised controlled	32	81.2%	65.6%	59.3%	10-15	Unipolar electrocautery	Casaset al. ⁽⁴⁴⁾	Prospective	28	66.7%	76% (cumulative after 6 months)	76%	n.a.	Transvaginal hydrolaproscopy bipolar versa spring electrode
		30	86.6%	60.0%	56.6%										
Kriplani et al. ⁽³⁹⁾	Prospective uncontrolled	66	81.8%	54.5%	n.a.	n.a.	Monopolar diathermy	Malkawi et al. ⁽⁴⁵⁾	Prospective	64	79.7%	64.1%	n.a.	n.a.	n.a.
										metformin	97	83.5%	59.8%		
Fernandez et al. ⁽⁴⁰⁾	Prospective uncontrolled	13	46.2%	23.1%	23.1%	10-15	Transvaginal hydrolaproscopy bipolar versapoint device	Bayram et al. ⁽⁴⁶⁾	Randomised controlled trial	83	63%	37%	34%	5-10	Bipolar needle electrode
										LOD	85	FSH			
Amer et al. ⁽⁴¹⁾	Retrospective longitudinal follow-up	116	n.a.	61%	56%	3-10 (diathermy)	Electric diathermy 30 W	Fernandez et al. ⁽⁴⁷⁾	Prospective	80	91%	39.7% (drilling alone) 60% (incl. stimulation)	35.6% (total incl. stimulation)	10-15	Transvaginal, coaxial bipolar
		34				10-40 (laser)	Argon laser 12-14 W continuous mode								
Farquhar et al.	Prospective	28	54%	28.6%	21.2%	10	Monopolar	Palomba et al. ⁽⁴⁸⁾	Prospective randomised	54	54.8%	18.6%	59%	3-6	Monopolar 40 W
		LOD								metformin					

Author	Study design	No. of patients	Ovulation rate	Pregnancy rate spontaneous	Live birth rate	No. of holes	Technique
	mised	55 LOD	53.3 % per cycle	13.4 % per cycle	36% per patients		
Suharto H. et al (etc)	Prospective RESEARCH ARC H	50	25/50 100%	11/50 100%	11/50 100%	5-10	Monopolar 40W

Differences laparoscopic ovarian drilling techniques to this day there is no better based on evidence base between electro cautery , CO2 laser , harmonic scalpel and Nd : YAG laser. Fernandes (47) hidrolaparocopi transvaginal action , by inserting " veress needle " through the cavity douglas and put 300 cc saline . Ovarian vaporization used elektosurgical bipolar probe called "VersaPoints".

Pathomechanisme Wedge incision technique was performed while patomekanismenya 2 decades can not be explained. Ovarian drilling will damage the cortex and the ovarian stroma and follicular androgen small irrigation causing intraovarium decrease androgen levels and androgen production . Consequently a decline in estrogen that will hypersecreti increase on in pituitary LH and follicle in the ovary fix .

Ferraret hypothesis (49) will improve the state of hyperinsulinemia and insulin resistance that will affect the levels of LH and FSH . Hipergicemia corrected , an increase in SHBG and leptin levels corrected so that the LH levels , reduced ovarian volume and an increase in ovarian vascularization. Some research data will improve hormonal profiles , ovulation and pregnancy rates

CONCLUSION

"Laparoscopic Ovarian Drilling" is an interesting alternative in the treatment of polycystic ovary syndrome patients that there is no ovulation. "LOD" can affect hormonal balance and improve ovarian response.

ACKNOWLEDGEMENTS

We thank the government of the Province of Papua, Div. FER Dept. Obstetric and Gynaecology Cenderawasih Univ., Med, School / RSUD Jayapura, Dept. Obstetric and Gynaecology Indonesia Univ., Med, School / RSCM Jakarta.

REFERENCES

1. Abbott DH, Dumesic DA., Frank S. Developmental origin of polycystic ovary syndrome – a hypothesis in *Journal of Endocrinology*. 2002;174; 1-5.
2. Qin K, Ehrmann DA, Cox N, Refetoff S, Rosenfield RL. Identification of a Functional Polymorphism of the Human Type 5 17beta-Hydroxysteroid Dehydrogenase Gene Associated with Polycystic Ovary Syndrome, *J Clin Endocrinol Metab*. 2006;91(1):270-276.
3. Zawadzki JK, Dunaif A. Diagnostic criteria for polycystic ovary syndrome: toward a rational approach, Dalam: Dunaif A, Given JR, Merrriam GR, editor *Polycystic ovary syndrome. Edisi ke 2*. Boston Blakwell, 1992;377-84.
4. The Rotterdam ESHRE/ASRM-sponsored PCOS Consensus Workshop Group. Revised 2003 consensus on diagnostic criteria and long-term health risks related to polycystic ovary syndrome, *Fertility and Sterility*. 2004; 81(1):19-25.
5. The Rotterdam ESHRE/ASRM-sponsored PCOS consensus workshop group Revised 2003 consensus on diagnostic criteria and long term health risks related to polycystic ovary syndrome (PCOS). *Hum Reprod*. 2004;19:41-7.
6. Azziz R, Woods KS, Reyna R, Key TJ, Knochenhauer Es, Yildiz BO. The prevalence and features of the polycystic ovary syndrome in an unselected population. *J Clin Endocrinol Metab* 2004;89:2745-2749.
7. Azziz R, Carmina E, Dewailly D, et al. Position Statement : criteria for defining polycystic ovary syndrome as a predominantly hyperandrogenic syndrome; an Androgen Excess Society guideline. *J Clin Endocrinol Metab* 2006;91:4237-45.
8. Aziz R: The Polycystic ovary syndrome: current concepts on pathogenesis and clinical care; Springer.com. 2007.

9. Azziz R, Dumesic DA, Googarzi M, polycystic ovary syndrome: an ancient disorder ? *J Clin Endocrinol Metab. Fertil Steril.* 2011;95:1544-1548.
10. Tsilchorozidou T, Overton C, Conway GS. The Pathophysiology of polycystic ovary syndrome, *Clinical Endocrinology*,2004;60:1-17.
11. Cara JF, Rosenfield RL, Insulin-like growth factor-I and insulin potentiate luteinizing hormone-induced androgen synthesis by rat ovarian thecal-interstitial cells. *Endocrinology*.1998;123 : 733-739.
12. Ehrmann DA, Barnes RB, Rosenfield RL, Cavaghan MK and Imperial J. Prevalence of impaired glucose tolerance and diabetes in women with polycystic ovary syndrome. *Diabetes care*.1999;22:141-146.
13. Andreani CL, Pierro L, Lanzone A, et al. Effect of gonadotropin, insulin and IGF I on granulosa luteal cells from polycystic ovaries. *Mol Cell Endocrinol* 1994;106:91-7.
14. Bhatia B, Price CA. Insulin alters the effects of FSH on aromatase in bovine granulosa cells in vitro. *Steroid* 2001;66:511-9.
15. Beck-Peccoz P, Padmanabhan V, Baggiani AM, Cortelazzi D, Buscaglia M, Medri G et al. Maturation of Hypothalamic-pituitary-gonadal function in normal human fetuses: circulating level of gonadotropins, their common alpha-subunit and free testosterone, and discrepancy between immunological and biological activities of circulating follicle-stimulating hormone. *J Endocrinol Metab* 1991;73:525-532.
16. Goodarzi M, Dumesic DA, Chazenbalk G, Azziz R. Polycystic ovary syndrome: etiology, pathogenesis and diagnosis. *Nat Rev. Endocrinol* 2011;7:219-231.
17. Nelson VL, Legro RS, Straus III JF, McAllister J.M.. Augmented Androgen Production is a Stable Steroidogenic Phenotype of Propagated Theca cell from Polycystic Ovaries, *Mol Endo*.1999;13(6):946-957.
18. Nelson VL, Qin KN, Rosenfield RL, Wood JR, Penning TM, Legro RS, et al. The Biochemical basis for increased testosterone production in theca cells propagated from patients with polycystic ovary syndrome. *J Clin Endocrinol Metab.* 2001;86:5925-5933.
19. Wickenheisser JK, Nelson-DeGrave VL, McAllister JM. Human ovarium theca cells in culture. *Trends Endocrinol Metab.* 2006;17:65-71.
20. Willis D, Mason H, Gilling-Smith C, et al. Modulation by insulin of FSH and LH actions in human granulosa cells of normal and polycystic ovaries. *J Clin Endocrinol Metab.* 1996;81:302-9.
21. Gjønnæss H, Polycystic ovarian syndrome treated by ovarian electrocautery through the laparoscope. *Fertil Steril.* 1984;49:956-960.
22. Abdel Gadir A, Mowafi R, Alnaser H, Alrashid A, Alonezi O, Shaw R, Ovarian electrocautery versus human menopausal gonadotrophins and pure follicle stimulating hormone therapy in the treatment of patients with polycystic ovarian disease. *Clin Endocrinol.* 1990;33:585-592.
23. Keckstein G, Rossmann W, Spatzier K, Schneider V, Borschers K, Steiner R The effect of laparoscopic treatment of polycystic ovarian disease by CO₂ laser or Nd:YAG laser. *Surg Endosc.* 1990;4:103-107.
24. Armar N, McGarrigle H, Honour J, Holownia P, Jacobs H, Lachelin G Laparoscopic ovarian diathermy in the management of anovulatory infertility in women with polycystic ovaries: endocrine changes and clinical outcomes. *Fertil Steril.* 1990;53:45-49.
25. Kovacs G, Buckler H, Bangah M, Outch K, Burger H, Healy D, Baker G, Phillips S Treatment of anovulation due to polycystic ovarian syndrome by laparoscopic ovarian electrocautery. *Br J Obstet Gynaecol.* 1991;98:30-35.
26. Gürkan T, Kisinisci H, Yarali H, Develioglu O, Zeyneloglu H, Aksu T, Evaluation of adhesion formation after laparoscopic treatment of polycystic ovarian disease. *Fertil Steril.* 1991;56:1176-1178.
27. Gürkan T, Urman B, Aksu T, Yarali H, Develioglu O, Kisinisci H, The effect of short-interval laparoscopic lysis of adhesions on pregnancy rates following Nd-YAG laser photocoagulation of polycystic ovaries. *Obstet Gynecol* 1992;80:45-47.
28. Armar NA, Lachelin GC, Laparoscopic ovarian diathermy: an effective treatment for anti-oestrogen resistant anovulatory infertility in women with the polycystic ovary syndrome. *Br J Obstet Gynaecol.* 1993;100:161-164.

29. Greenblatt E, Casper R, Adhesion formation after laparoscopic ovarian cautery for polycystic ovarian syndrome: lack of correlation with pregnancy rate. *Fertil Steril.* 1993;60:766–770.
30. Naether OG, Fischer R, Weise HC, Geiger-Kotzler L, Delfs T, Rudolf K, Laparoscopic electrocoagulation of the ovarian surface in infertile patients with polycystic ovarian disease. *Fertil Steril.* 1993;60:88–94.
31. Balen A, Jacobs HS, A prospective study comparing unilateral and bilateral laparoscopic ovarian diathermy in women with the polycystic ovary syndrome. *Fertil Steril.* 1994;62:921–925.
32. Heylen S, Puttemans P, Brosens I, Polycystic ovarian disease treated by laparoscopic argon laser capsule drilling: comparison of vaporization versus perforation technique. *Hum Reprod.* 1994;9:1038–1042.
33. Liguori G, Tolino A, Moccia G, Scognamiglio G, Nappi C Laparoscopic ovarian treatment in infertile patients with polycystic ovarian syndrome (PCOS): endocrine changes and clinical outcome. *Gynecol Endocrinol* 1996;10:257–264.
34. Lazovic G, Milacic D, Terzic M, Spremovic S, Mitijasevic S, Medicaments or surgical therapy of PCOS. *Fertil Steril.* 1998;70:S472 (abstract band IFFS 98)
35. Vegetti W, Ragni G, Baroni E, Testa G, Marsico, S, Riccaboni A, Crosignani PG, Laparoscopic ovarian drilling versus low-dose pure FSH in anovulatory clomiphene-resistant patients with polycystic ovarian syndrome: randomized prospective study. *Hum Reprod.* 1998;13:120 (abstract only)
36. Muenstermann U, Kleinstein J, Long-term GnRH analogue treatment is equivalent to laparoscopic laser diathermy in polycystic ovarian syndrome patients with severe ovarian dysfunction. *Hum Reprod.* 2000;15:2526–2530.
37. Felemban A, Tan SL, Tulandi T, Laparoscopic treatment of polycystic ovaries with insulated needle cautery: a reappraisal. *Fertil Steril.* 2000;73:266–269.
38. Zullo F, Pellicano M, Zupi E, Guida M, Mastrantonio P, Nappi C, Minilaparoscopic
39. ovarian drilling under local anaesthesia in patients with polycystic ovary syndrome. *Fertil Steril* 74:376–379.
40. Kriplani A, Manchanda R, Agarwal N, Nayar B, Laparoscopic ovarian drilling in clomiphene citrate-resistant women with polycystic ovary syndrome. *J Am Assoc Gynecol Laparosc.* 2001; 8:511–518.
41. Fernandez H, Alby JD, Gervaise A, de Tayrac R, Frydman R, Operative transvaginal hydrolaparoscopy for treatment of polycystic ovary syndrome: a new minimally invasive surgery. *Fertil Steril.* 2001;75:607–611.
42. Amer SA, Gopalan V, Li TC, Ledger WL, Cooke ID, Long term follow-up of patients with polycystic ovarian syndrome after laparoscopic ovarian drilling: clinical outcome. *Hum Reprod* 2002;17:2035–2042.
43. Farquhar CM, Williamson K, Gudex G, Johnson NP, Garland J, Sadler L, A randomized controlled trial of laparoscopic ovarian diathermy versus gonadotropin therapy for women with clomiphene citrate-resistant polycystic ovary syndrome. *Fertil Steril.* 2002;78:404–411.
44. Takeuchi S, Futamura N, Takubo S, Noda N, Minoura H, Toyoda N, Polycystic ovary syndrome treated with laparoscopic ovarian drilling with a harmonic scalpel. A prospective, randomized study. *J Reprod Med.* 2002;47:816–820.
45. Casa A, Sesti F, Marziali M, Gulemi L, Piccione E, Transvaginal hydrolaparoscopic ovarian drilling using bipolar electrocautery to treat anovulatory women with polycystic ovary syndrome. *J Am Assoc Gynecol Laparosc.* 2003;10:219–222.
46. Malkawi HY, Qublan HS, Hamaideh AH Medical vs. surgical treatment for clomiphene citrate-resistant women with polycystic ovary syndrome. *J Obstet Gynecol.* 2003;23:289–293.
47. Bayram N, Van Wely M, Kaaijk EM, Bossuyt P, Van der Veen F, Using an electrocautery strategy or recombinant follicle stimulating hormone to induce ovulation in polycystic ovary syndrome: randomised controlled trial. *BMJ.* 2004;328:192–196.
48. Fernandez H, Watrelot A, Alby JD, Kadoch J, Gervaise A, deTayrac R, Frydman R, Fertility after ovarian drilling by transvaginal fertiloscopy for treatment of polycystic ovary syndrome. *J Am Assoc Gynecol Laparosc.* 2004;11:374–378.

49. Palomba S, Orio F, Nardo LG, Falbo A, Russo T, Corea D, Doldo P, Lombardi G, Tolino A, Colao A, Zullo F, Metformin administration versus laparoscopic ovarian diathermy in clomiphene citrate-resistant women with polycystic ovary syndrome: a prospective parallel randomized double-blind placebo-controlled trial. *J Clin Endocrinol Metab.* 2004;89:4801–4809.
50. Ferraretti AP, Gianaroli L, Magli MC, Iammarrone E, Feliciani E, Fortini D, Transvaginal ovarian drilling: a new surgical treatment for improving the clinical outcome of assisted reproductive technologies in patients with polycystic ovary syndrome. *Fertil Steril.* 2001;76:812–816.
